

A horizontal, irregular brushstroke in shades of yellow and orange, serving as a background for the main title.

3RD GRADE Lessons

FOR MONDAY, APRIL 27TH

A large, irregular watercolor splash in shades of blue and purple, centered on a white background. The splash has a soft, painterly texture with various tones of blue, from light sky blue to deep indigo and violet. There are numerous small, dark blue and purple speckles scattered around the main splash, giving it a dynamic, ink-splattered appearance. The word "Math" is written in a white, cursive script font, centered within the splash.

Math

CHAPTER 11 - LESSON 8:

Area of Combined Rectangles

Click the images below for video lessons. Watch the three videos. After you have watched the videos, complete the workbook pages - [digital](#) or [print](#).

Go Math
Main
Lesson

Go Math
"On the
Spot" Video

Khan
Academy
Video

A vibrant red watercolor splash or ink blot serves as the background for the text. The splash is irregular in shape, with a dense, saturated red center that fades into a lighter, more translucent red at the edges. Numerous small, dark red droplets and specks are scattered around the main splash, giving it a dynamic, ink-splattered appearance. The entire composition is set against a plain white background.

Reading



CONTEXT CLUES

Context clues are hints that an author gives to help define a difficult or unusual word.

A **clue** may appear within the same sentence as the word to which it refers, or it may come before or after the sentence.

TYPES OF CLUES

S

ynonym: The students felt **anxious** before the test. The teacher reminded them that they shouldn't feel nervous if they studied.

A

ntonym: We washed the **exterior** of the car before scrubbing the inside.

E

xample: The man could not **slake** his thirst and became even more thirsty.

E

xplanation: The **impending** field trip excited the entire class and they couldn't wait any longer to go!

W

ord Part: The **overgrown** weeds in the backyard took up too much space.



Click the title below to watch a video on Context Clues





CONTEXT CLUES

Context clues are hints that an author gives to help define a difficult or unusual word.

A **clue** may appear within the same sentence as the word to which it refers, or it may come before or after the sentence.

TYPES OF CLUES

S

Synonym: The students felt **anxious** before the test. The teacher reminded them that they shouldn't feel nervous if they studied.

A

Antonym: We washed the **exterior** of the car before scrubbing the inside.

E

Example: The man could not **slake** his thirst and became even more thirsty.

E

Explanation: The **impending** field trip excited the entire class and they couldn't wait any longer to go!

W

Word Part: The **overgrown** weeds in the backyard took up too much space.



Click the title below to complete the activity.
Remember to put your FIRST and LAST name in the textbox when prompted!

ARE WE DONE YET?






Optional Activities

CHAPTER 11 - LESSON 8:

Optional Extras & Extensions



Click on any of the images to choose an activity.

CHAPTER 11 - LESSON 8:

Optional Extras & Extensions

[Distributive Property Practice](#)

[Find the Area of Combined Rectangles](#)

Click on any of the above links for printable options.

Context Clues:

Optional Extras & Extensions



Click on any of the images to choose an online game.

Context Clues:

Optional Extras & Extensions

[Find the Meaning from the Text](#)

[Context Clues find the meaning](#)

[Context Clues Choose the Meaning](#)

Click on any of the images to choose a printable option.

A horizontal, irregular brushstroke in shades of yellow and orange, with a textured, watercolor-like appearance. It serves as a background for the main title.

3RD GRADE Lessons

FOR TUESDAY, APRIL 28TH

A large, irregular watercolor splash in shades of blue and purple, centered on a white background. The splash has a textured, painterly appearance with various tones of blue, from light and airy to deep and saturated. Numerous small, dark blue and purple specks are scattered around the edges of the main splash, giving it a dynamic, ink-splattered feel. The word "Math" is written in a white, cursive script across the middle of the splash.

Math

CHAPTER 11 - LESSON 9:

Same Perimeter, Different Area

Click the images below for video lessons. Watch the three videos. After you have watched the videos, complete the workbook pages - [digital](#) or [print](#).

Go Math
Main
Lesson

Go Math
"On the
Spot" Video

LearnZillion
Video
(Sign in as guest and add
your name!)

A vibrant red watercolor splash or blotch serves as the background for the text. The splash is irregular in shape, with a dense, saturated red center that fades into a lighter, more translucent red at the edges. Numerous small, dark red droplets and speckles are scattered around the main splash, giving it a dynamic, ink-splattered appearance. The entire composition is set against a plain white background.

Reading



CONTEXT CLUES

Context clues are hints that an author gives to help define a difficult or unusual word.

A **clue** may appear within the same sentence as the word to which it refers, or it may come before or after the sentence.

TYPES OF CLUES

Synonym: The students felt **anxious** before the test. The teacher reminded them that they shouldn't feel nervous if they studied.

Antonym: We washed the **exterior** of the car before scrubbing the inside.

Example: The man could not **slake** his thirst and became even more thirsty.

Explanation: The **impending** field trip excited the entire class and they couldn't wait any longer to go!

Word Part: The **overgrown** weeds in the backyard took up too much space.



Click the title below to complete the activity.
Remember to put your FIRST and LAST
name in the textbox when prompted!

SPRING







Optional Activities

WRITING

Wanna use your imagination and do some writing? Click [here](#) to open up a Google Slide to brainstorm about superpowers. Then you will write about having one! Also, take a photo of yourself and insert it into the superhero. Can't wait to read about your day with superpowers!

CHAPTER 11 - LESSON 9:

Optional Extras & Extensions



Click on any of the images to choose an activity.

CHAPTER 11 - LESSON 9:

Optional Extras & Extensions

[Same Perimeter Different Area](#)

[Same Perimeter Different Area worksheet](#)

Click on any of the above links for printable options.

Context Clues:

Optional Extras & Extensions



Click on any of the images to choose an online game.

A horizontal, irregular brushstroke of yellow and orange watercolor paint serves as a background for the main title.

3RD GRADE Lessons

FOR WEDNESDAY, APRIL 29TH

A large, irregular watercolor splash in shades of blue and purple, centered on a white background. The splash has a soft, painterly texture with various tones of blue, from light lavender to deep indigo, and is surrounded by numerous small, dark blue and purple speckles or 'splatters' that fade out towards the edges of the frame.

Math

CHAPTER 11 - LESSON 10:

Same Area, Different Perimeter

Click the images below for video lessons. Watch the three videos. After you have watched the videos, complete the workbook pages - [digital](#) or [print](#).

Go Math
Main Lesson

Go Math
"On the
Spot" Video

LearnZillion
Video
(Sign in as guest and
add your name!)

A vibrant red watercolor splash or blotch serves as the background for the text. The splash is irregular in shape, with a dense, saturated red center that fades into a lighter, more translucent red at the edges. Numerous small, dark red droplets and speckles are scattered around the main splash, giving it a dynamic, ink-splattered appearance. The entire composition is set against a plain white background.

Reading

READ TO SELF

1. Choose a "just right" book to read.
2. Read for ~20 minutes.
3. After reading, fill out a reading response by choosing your genre category below:

FICTION



NONFICTION

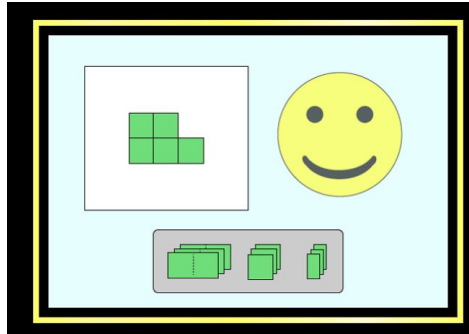





Optional Activities

CHAPTER 11 - LESSON 10:

Optional Extras & Extensions



CHAPTER 11 - LESSON 10:

Optional Extras & Extensions

[Same Area, Different Perimeter](#)

[Same Area, Different Perimeter worksheet](#)

Click on any of the above links for printable options.

A horizontal, irregular brushstroke in shades of yellow and orange, with a textured, watercolor-like appearance. It serves as a background for the main title.

3RD GRADE Lessons

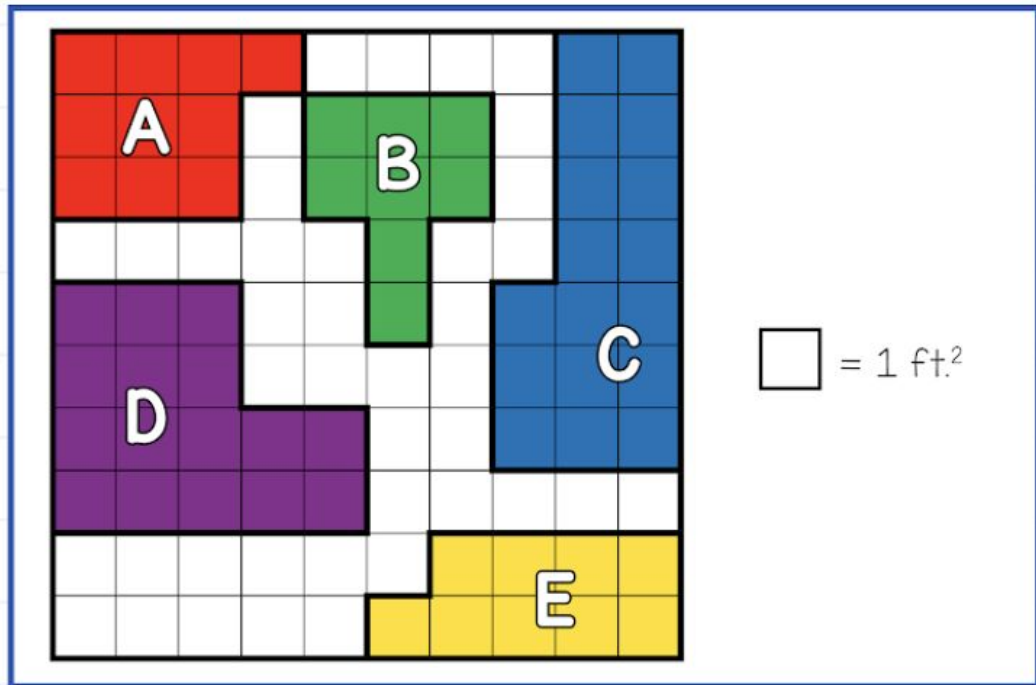
FOR THURSDAY, APRIL 30TH

A large, irregular watercolor splash in shades of blue and purple, centered on a white background. The splash has a textured, painterly appearance with various tones of blue, from light and airy to deep and saturated. Numerous small, dark blue and purple specks are scattered around the edges of the main splash, giving it a dynamic, ink-splattered feel. The word "Math" is written in a white, cursive script across the middle of the splash.

Math

REVIEW DAY

Click the image to
show what you
learned this week!



OPTIONAL REVIEW

Click the image
to play a
Quizizz Review
on Chapter 11!

The Quizizz logo, featuring the word "QUIZIZZ" in a white, bold, sans-serif font on a dark purple rectangular background.

QUIZIZZ

[Optional Printable: Area and Perimeter Dream House](#)

A vibrant red watercolor splash or blotch serves as the background for the text. The splash is irregular in shape, with a dense, saturated red center that fades into a lighter, more translucent red at the edges. Numerous small, dark red droplets and speckles are scattered around the main splash, giving it a dynamic, ink-splattered appearance. The entire composition is set against a plain white background.


Reading

Context Clues:

Click the image below to read the article "Robots to the Rescue".



Click the image below to answer questions about the article.



A horizontal, irregular brushstroke of yellow and orange watercolor paint serves as a background for the main title.

3RD GRADE Lessons

FOR FRIDAY, MAY 1ST

A large, irregular watercolor splash in shades of blue and purple, centered on a white background. The splash has a textured, painterly appearance with various tones of blue, from light and airy to deep and saturated. Numerous small, dark blue and purple specks are scattered around the edges of the main splash, giving it a dynamic, ink-splattered feel. The word "Math" is written in a white, cursive script across the middle of the splash.

Math

Fact Fluency & DreamBox

Practice multiplication facts

Math Magician Multiplication

OR

Login to DreamBox and practice for 20 minutes

P.S. If you want to do both, go for it! :)

A vibrant red watercolor splash or ink blot serves as the background for the text. The splash is irregular in shape, with a dense, saturated red center that fades into a lighter, more translucent red at the edges. Numerous small, dark red droplets and specks are scattered around the main splash, giving it a dynamic, ink-splattered appearance. The entire composition is set against a plain white background.

Reading

LISTEN TO READING

Choose one of the following options and simply enjoy!

Storyline Online

**Storytime
with
Ryan & Craig**

Epic!

Brains On

But Why?

Six Minutes

Click the image
to reflect on
your week.
Remember to
share your
reflection with
your teacher!

